

Manntree®
— Paint My Love —

Lime Wash

Colours  England



SCCP



PAHS



UK
CA

Architectural system

Manntree, since 1930s, on behalf the solution of the high-tech,
high-end zone of Materials in United Kindom.

From project to solution
Formal, the material
Redefines space.

Lime Wash
Colours  England

Lime Wash

Lime Wash

Colours  England



MAW - M53(100gX2)

Choosing a lime wash finish means not only choosing a color, but also a specific effect texture and application method that can beautify the design of the structure a lasting choice. Once the product is applied it will gradually become harder due to the chemical composition of this air-hardened lime which begins to reabsorb most of the carbon dioxide emitted during the production process

Manntree®
— Paint My Love —

Rinse with water 
No groundwater contamination, safe for septic systems



MAW - M05(100g)



MAW - M32(100g)



MAW - 6136(100g)



MAW - 6208(100g)



MAW - 6148(100g)



MAW - 6112(100g)



MAW - 6126(100g)



MAW - 6130(100g)



Lime Wash
Colours  England

Lime Wash

Colours  England




Lime Wash

Colours  England



MAW - M77(100g)



MAP90 - BASED + MAW - M41(100g)



MAD70 - BASED + MAW - M57(100g)

Lime Wash, Isle of Man


We start from stone and return to the state of stone, after a series of separation, transformation, and finally extract the natural mineral essence of the stone itself, without affecting its naturalness, durability, and steam permeability, this material, known as the "most natural and environmentally friendly" lime wash material, in the construction of the application of the action is like washing the wall, and is called "natural lime wash".

Lime wash selected lime oil, more than 24 months of precipitation of the essence


manntree natural lime wash collection is refined by selecting lime pond water that has been sitting for over 24 months to extract the rare oil content from the surface, which takes a long time to wait and extract, creating the uniqueness of lime washes, which have superior gloss and weather hardness.



Lime wash selected lime oil
more than 24 months of precipitation
of the essence



MAW - BASED




MAW - 6102(100g)




MAW - M74(100g)



MAW - 6103(100g)



MAW - 6184(100g)



MAW - 6179(100g)



MAW - 6197(100g)




MAW - M91(100g)




MAW - M92(100g)



MAW - M53(100g)




MAW - M55(100g)



MAW - M23(100g)




MAW - M42(100g)



MAW - M51(100g)



MAW - 6121(100g)



MAW - M58(100g)



Suitable Wall Surface

United Kingdom Manntree

Manntree[®]
— Paint My Love —

After using AB glue to fill any plate, it must be treated with sealer primer before construction
Suggested use: any brand of oil-based cement paint, Manntree coating full-effect closed primer

Applicable substrates:

Cement surface, cementitious surface, base with complete application of putty powder
reinforced concrete surface, red brick surface

Substrate requirements:

- ① After the mortar substrate reaches a certain level, the bottom layer does not need to be leveled with putty powder.
- ② Cement mortar substrate needs to be maintained for more than 6 days, PH less than 11 degrees
- ③ When renovating old walls, the base surface needs to be flat without cracks, peeling, bulging, dust and oil stains.



Both interior and exterior walls can be used
Easy coverage of multiple grassroots



Wide range of applications
For new surfaces or previously painted walls



Lime Wash

Colours England

We start from stone and return to the state of stone after a series of separation transformation, and finally extract the natural mineral essence of the stone itself



MAW - M76(100g)



MAW - M12(100g)



MAW - M18(100g)



MAW - M17(100g)



MAW - M22(100g)



MAW - 6161(100g)



MAW - M50(100g)



MAW - M90(100g)



MAW - M35(100g)




MAW - 6169(100g)




MAW - 6216(100g)



MAW - 6117(100g)



MAW - M54(100g)



MAW - 8117(500g)



MAW - 6217(100g)



MAW - M60(100g)

Lime Wash (Water - Based)

Main components

Limestone, nano calcium carbonate, inorganic minerals, inorganic pigments, cellulose

Color selection

White when unmixed, lime wash is beautiful in its bright white, unpigmented natural state, or colored with compatible mineral oxides to complement architectural color schemes

Water mixing ratio

can be constructed with up to 50% water, generally 30% - 50%

Product net weight

5kg/barrel

Reference dosage

Coverage per coat, 5-8 m² per liter of paint
Coverage recommendations are for reference only, the required quantity will vary depending on the porosity of the paint surface to be coated

Applications



Fully permeable/breathable

Humidity regulation for all masonry structures



Mineral-based coatings

No plant or animal products, vegetarian friendly



Rinse with water

No groundwater contamination, safe for septic systems



Easy to apply

Brush on and create your own unique style



Can be used in wet areas

Paint on wet surfaces without worrying about blistering and peeling



Paint natural antibacterial

Does not contain any fungicides or preservatives

Technical Notes

- ① Different batches of materials cannot be applied to the same wall
- ② Different substrates will make color (possible) differences
- ③ Materials that have been mixed with water should be used up within 24 hours
- ④ When applied to non-waterproof walls or used in washrooms, waterproof wax must be used

Cautions

- ① Please mix thoroughly first
- ② Pay attention to the environmental threshold: the temperature is lower than 5 °C, the relative humidity is greater than 85% of the case can not be constructed
- ③ Please keep out of reach of children

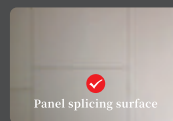
Notes

We find that two coats are usually sufficient, but you can add a third coat if you wish
If you find that you have applied too much or that it is running or dripping, lightly sand and reapply


Maintenance/maintenance methods

In general, surface protection with manntree prepared Super Wax or manntree non-marking overcoat
Brushes can be cleaned quickly with a minimum amount of water and without damaging the water.
It is best to allow any lime cleaning residue to dry completely


Suitable Wall Surface




Panel splicing surface




Cement paint finish




Tile surface



Reinforced concrete surface




Red brick wall



Concrete walls


Not for use on walls




Older wall surface



Base surface blistering



Wall cancer surface



Wall stripping surface

Manntree®
— Paint My Love —

Manntree Paint Co., Ltd.
Tel: +44 161818 8708
Web: www.manntree.co.uk



Headquarters :
3rd Floor, No.207 Regent
street, London, United Kingdom



Design by Manntree in United Kindom